



BP160804-DTC4

SMD Type Blue Emitter

Features

- Top view 0603 package
- Viewing Angle = $\pm 60^\circ$
- Compatible with infrared and vapor phase reflow solder process
- High reliability
- Ultra bright Blue
- RoHS compliance

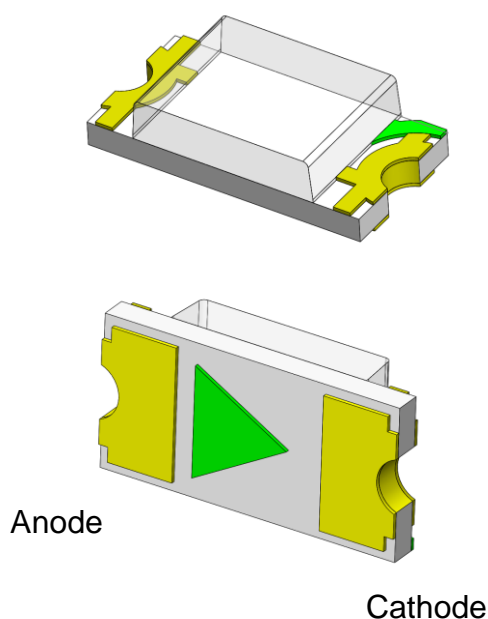
Applications

- Optical indicator.
- Switch and Symbol Display.

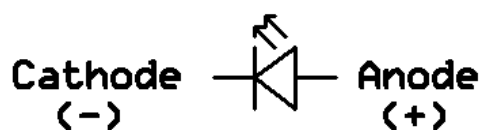
Description

The BP160804-DTC4 is an InGaN Blue LED housed in a miniature SMD package. The device has a dominant wavelength of 465nm LED.

Package Outline



Schematic





BP160804-DTC4

SMD Type Blue Emitter

Absolute Maximum Rating at 25°C

Symbol	Parameters	Ratings	Units	Notes
I _F	Continuous Forward Current	25	mA	
I _{FP}	Peak Forward Current	60	mA	1
V _R	Reverse Voltage	5	V	
T _{opr}	Operating Temperature	-40 ~ +85	°C	
T _{stg}	Storage Temperature	-40 ~ +100	°C	
T _{sol}	Soldering Temperature	260	°C	2
P _D	Power Dissipation at(or below) 25°C Free Air Temperature	95	mW	

Electro-Optical Characteristics *TA = 25°C (unless otherwise specified)*

Optical Characteristics

Symbol	Parameters	Test Conditions	Min	Typ	Max	Units	Notes
I _v	Luminous Intensity	I _F =2mA	14.5	-	36	mcd	3
λ _d	Dominant Wavelength	I _F =2mA	462.5	-	475	nm	4
θ _{1/2}	Angle of Half Intensity	I _F =2mA	-	±60	-	deg	

Electrical Characteristics

Symbol	Parameters	Test Conditions	Min	Typ	Max	Units	Notes
V _F	Forward Voltage	I _F =2mA	2.5	-	3.0	V	5
I _R	Reverse Current	V _R =5V	-	-	1	μA	

Notes:

1. I_{FP} Conditions--Pulse Width ≤ 100μs and Duty ≤ 10%.
2. Soldering time ≤ 10 seconds.
3. Bin Range of Luminous Intensity

Bin Code	Min	Max	Unit	Condition
L2	14.5	18.0	mcd	I _F =2mA
M1	18.0	22.5		
M2	22.5	28.5		
N1	28.5	36.0		

Tolerance of Luminous Intensity ±10%



BP160804-DTC4

SMD Type Blue Emitter

4. Bin Range of Dominant Wavelength

Bin Code	Min	Max	Unit	Condition
B6	462.5	465.0	nm	$I_F=2\text{mA}$
B7	465.0	467.5		
B8	467.5	470.0		
B9	470.0	472.5		
BA	472.5	475.0		

Tolerance of Dominant Wavelength: $\pm 1\text{nm}$.

5. Bin Range of Forward Voltage

Bin Code	Min	Max	Unit	Condition
32	2.5	2.6	V	$I_F=2\text{mA}$
33	2.6	2.7		
34	2.7	2.8		
35	2.8	2.9		
36	2.9	3.0		

Tolerance of Forward Voltage $\pm 0.05\text{V}$.



BP160804-DTC4

SMD Type Blue Emitter

Typical Characteristic Curves

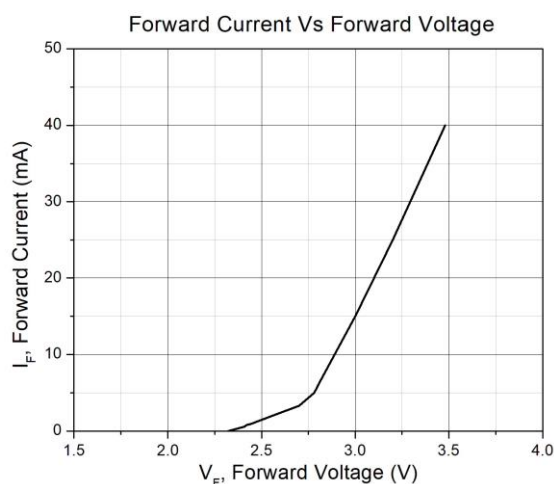


Figure 1

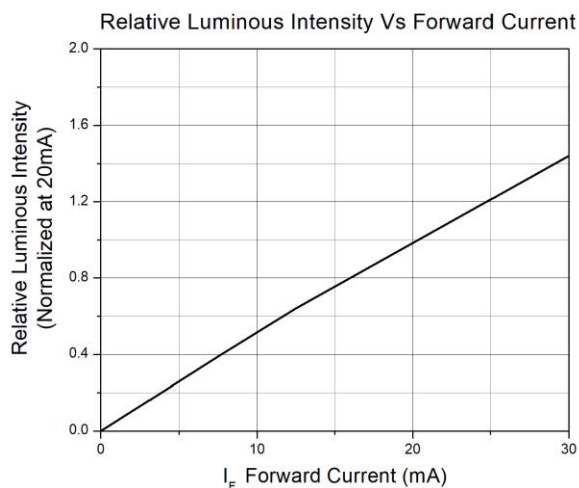


Figure 2

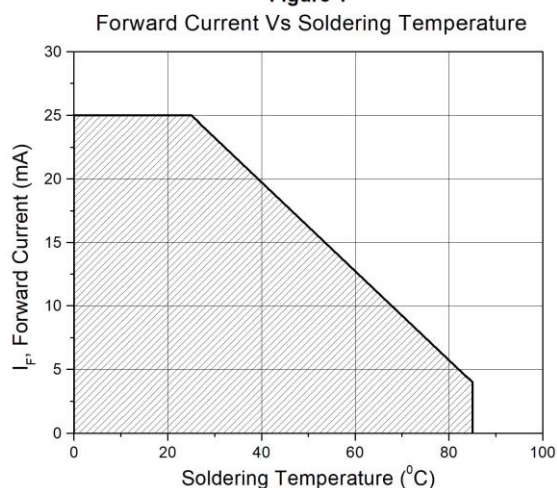


Figure 3

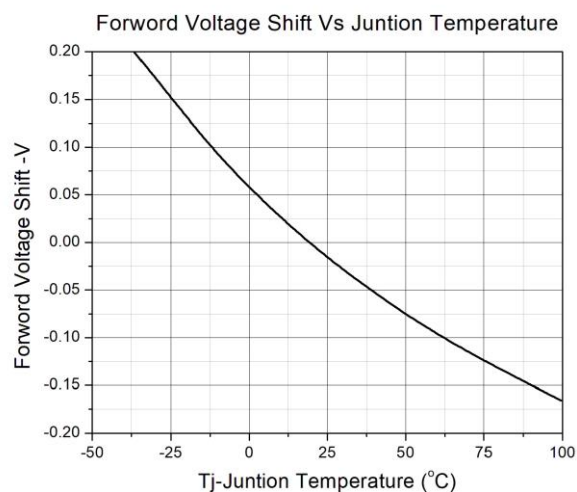


Figure 4

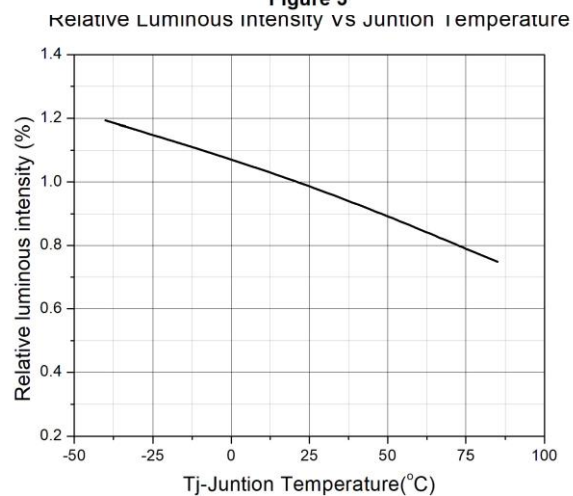


Figure 5

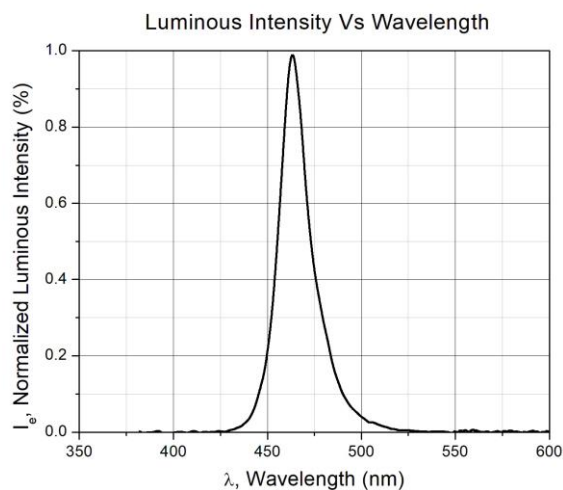


Figure 6



Typical Characteristic Curves

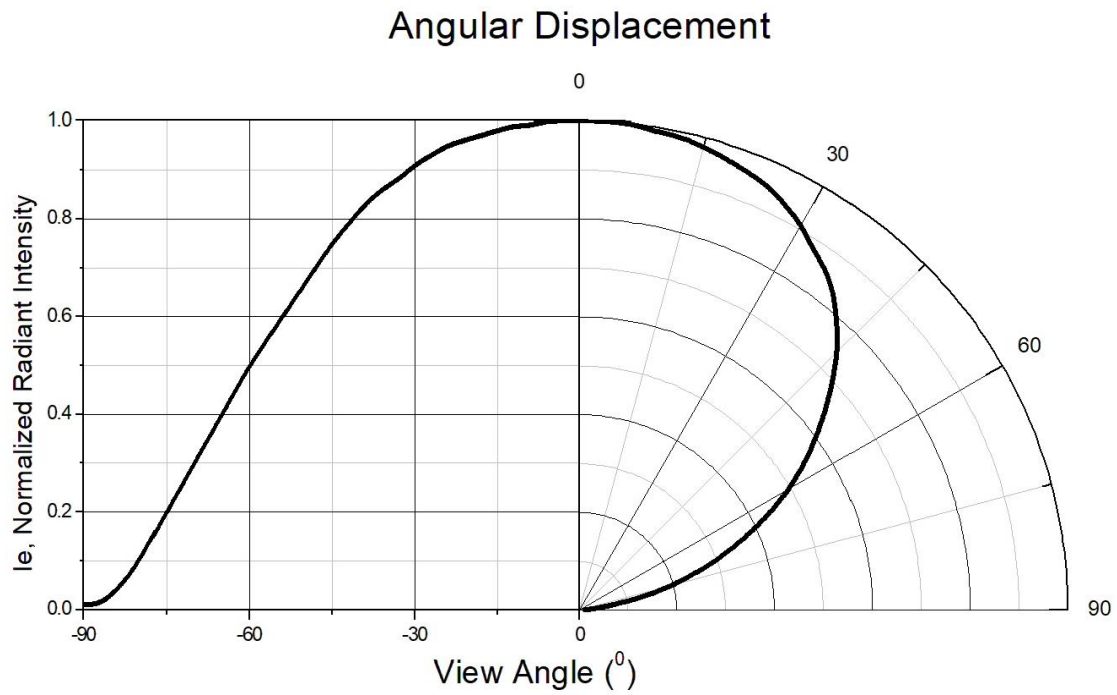


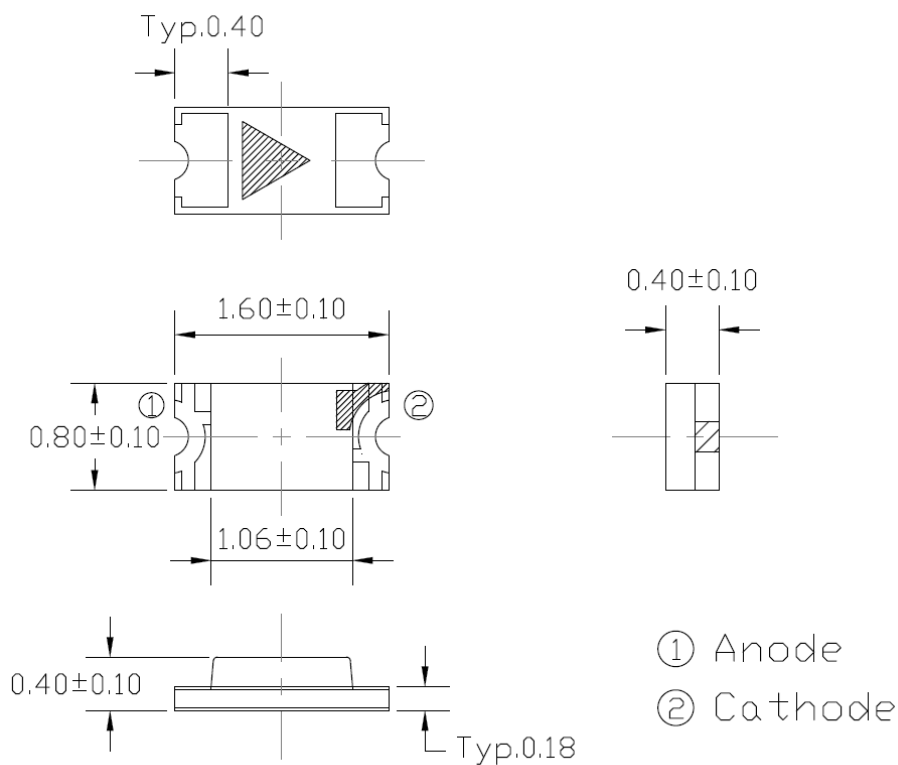
Figure 7



BP160804-DTC4

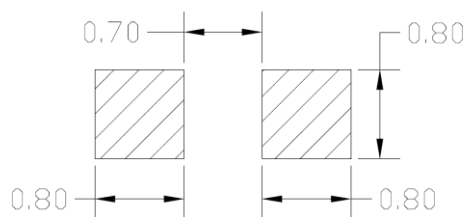
SMD Type Blue Emitter

Package Dimension *All dimensions are in mm, unless otherwise stated*



Note: Tolerance unless mentioned is ± 0.1 mm.

Recommended Soldering Mask *All dimensions are in mm, unless otherwise stated*



Note: Tolerance unless mentioned is ± 0.1 mm.

Ordering Information

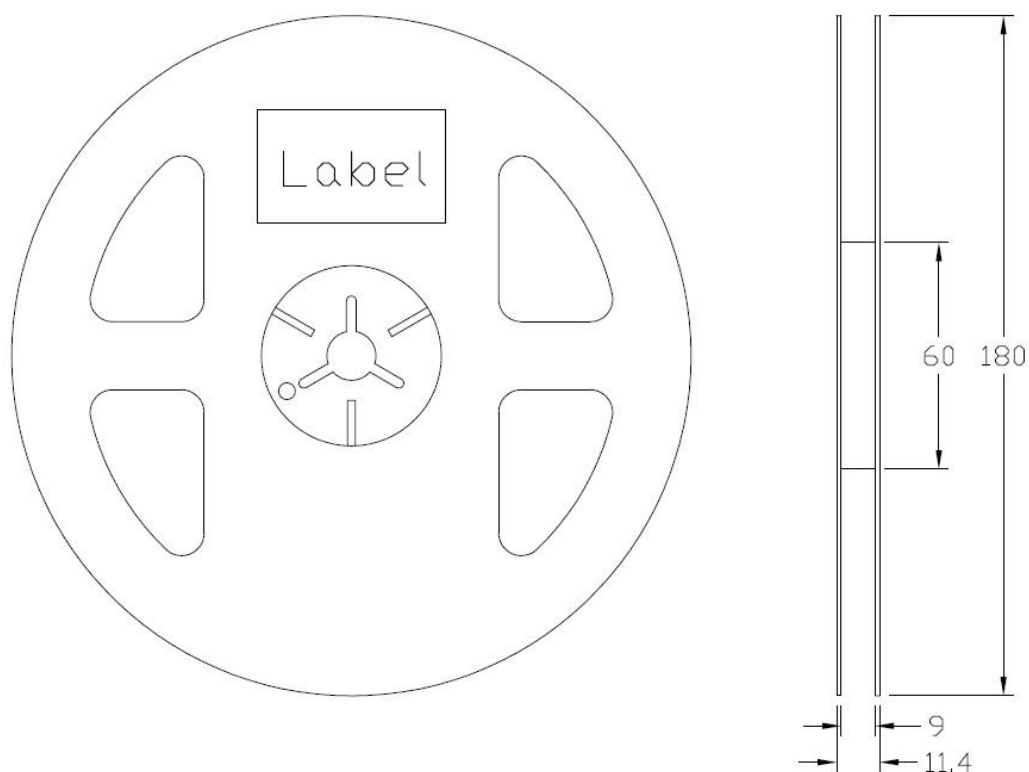
Part Number	Description	Quantity
BP160804-DTC4	Tape & Reel	4000 pcs



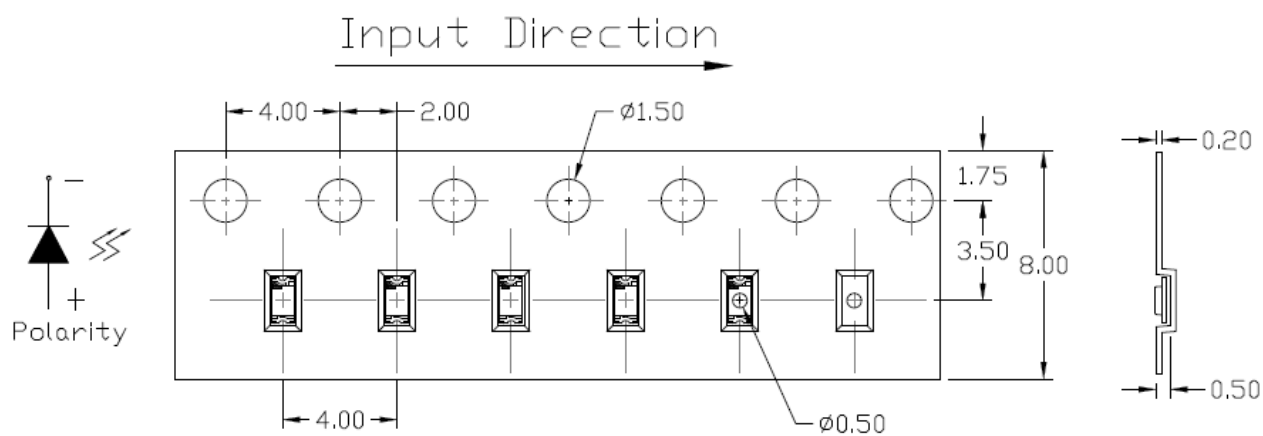
BP160804-DTC4

SMD Type Blue Emitter

Reel Dimension *All dimensions are in mm, unless otherwise stated*



Tape Dimension *All dimensions are in mm, unless otherwise stated*



Note: Tolerance unless mentioned is ± 0.1 mm.



BP160804-DTC4

SMD Type Blue Emitter

Label Form Specification

CT Micro
International Corporation

MSL-X
MADE IN CHINA

CPN: XXXXXXXXXXXXXXXXX
|||||

Part no: XXXXXXXXXXXXXXXX
|||||

Serial no: XXXXXXXX
|||||

Lot no: XXXXXXXX
|||||

Qty: XXXXXX Date Code: YWWJ
||||| |||||

IV: XX WD:XX VF:XX
||||| ||||| |||||

QR Code

Pb
RoHS

CPN : Customer Part Number
Part no: CTM Production Number
Serial no: Production Number
Lot no: Lot number
Q'ty: Packing Quantity
Date Code: Manufacture Date
IV : Bin Code of Luminous Intensity
WD : Bin Code of Dominant Wavelength
VF : Bin Code of Forward Voltage
MADE IN CHINA: Production Place

Storage Condition

1. Do not open moisture proof bag before the products are ready to use.
2. The moisture barrier bag should be stored at 30°C and 90%R.H. max. before opening.
Shelf life of non-opened bag is 12 months after the bag sealing date.
3. After opening the moisture barrier bag floor life is 1 year at 30°C/60%RH. max. Unused LEDs should be resealed into moisture barrier bag. (Refer to J-STD-020 Standard)
4. If the moisture absorbent material has faded away or the LEDs have exceeded the storage time, baking treatment should be performed using the J-STD-033 Standard conditions.



BP160804-DTC4

SMD Type Blue Emitter

Reflow Profile



Profile Feature	Pb-Free Assembly Profile
Temperature Min. (T_{smin})	150°C
Temperature Max. (T_{smax})	200°C
Time (t_s) from (T_{smin} to T_{smax})	60-120 seconds
Ramp-up Rate (t_L to t_P)	3°C/second max.
Liquidous Temperature (T_L)	217°C
Time (t_L) Maintained Above (T_L)	60 – 150 seconds
Peak Body Package Temperature	260°C +0°C / -5°C
Time (t_P) within 5°C of 260°C	30 seconds
Ramp-down Rate (T_P to T_L)	6°C/second max
Time 25°C to Peak Temperature	8 minutes max.



BP160804-DTC4

SMD Type Blue Emitter

DISCLAIMER

CT MICRO RESERVES THE RIGHT TO MAKE CHANGES WITHOUT FURTHER NOTICE TO ANY PRODUCTS HEREIN TO IMPROVE RELIABILITY, FUNCTION OR DESIGN. CT MICRO DOES NOT ASSUME ANY LIABILITY ARISING OUT OF THE APPLICATION OR USE OF ANY PRODUCT OR CIRCUIT DESCRIBED HEREIN; NEITHER DOES IT CONVEY ANY LICENSE UNDER ITS PATENT RIGHTS, NOR THE RIGHTS OF OTHERS.

CT MICRO ARE NOT AUTHORIZED FOR USE AS CRITICAL COMPONENTS IN LIFE SUPPORT DEVICES OR SYSTEMS WITHOUT EXPRESS WRITTEN APPROVAL OF CT MICRO INTERNATIONAL CORPORATION.

- 1. Life support devices or systems are devices or systems which, (a) are intended for surgical implant into the body, or (b) support or sustain life, or (c) whose failure to perform when properly used in accordance with instruction for use provided in the labelling, can be reasonably expected to result in significant injury to the user.*
- 2. A critical component is any component of a life support device or system whose failure to perform can be reasonably expected to cause the failure of the life support device or system, or to affect its safety or effectiveness.*